

CMV

EXTRA-FLAT SINGLE-FLOW SELF-ADJUSTING



ALINÉO II

EXTRA FLAT: height 170 mm



Installation in FALSE CEILING or SMALL SPACES

Especially for RENOVATION

4 standard bathroom BRANCH PIPES

Very QUIET

Usable from 2 to 7 rooms, from 2 to 4 BATHROOMS

37

PRICES
p 43

NATHER

INDIVIDUAL HOMES

Extra-flat self-adjusting single-flow CMV

ALINÉO II



DOMESTIC
APPLICATION



COLLECTIVE
ACCOMMODATION



COMFORT



RENOVATION



Intended for refreshing the air in your home, the ALINÉO II provides control of the extracted air flow rate and reduced electricity consumption. It is suitable for any style of home, from 2 to 7 rooms with 1 kitchen and up to 4 bathrooms. Ideal for the renovation of individual homes, it can be installed in all positions in small spaces or false-ceilings.

DESCRIPTION

- 4 waste air extraction branch pipes, Ø 80, 2 set at 30 m³/h and 2 set at 15 m³/h with 2 caps
- 1 kitchen extraction branch pipe Ø 125 mm set at 45/135 m³/h
- 1 waste air extraction branch pipe Ø 125

38

PRICES
p 43

RANGE

- ALINÉO II - R4 unit only
- Alinéo II single-flow CMV kit - 2 bathrooms



CONSTRUCTION

- Recyclable polypropylene type plastic material casing
- 3 speed motor with external rotor bearings
- Safety temperature switch
- High efficiency action centrifugal turbine
- Feet with anti-vibration blocks

INSTALLATION

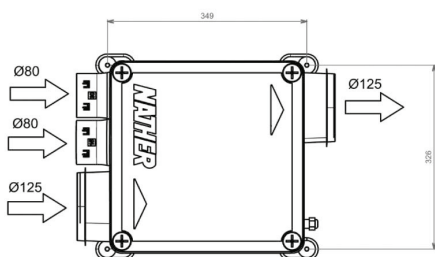
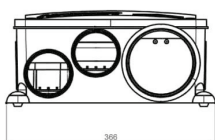
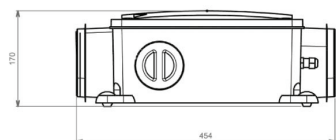
- Branch pipes removable by 1/4 turn and interchangeable with caps
- Duct retention and air-tightness by duct brackets
- Fixing feet with anti-vibration blocks for mounting on all supports

INDIVIDUAL HOMES

Extra-flat self-adjusting single-flow CMV

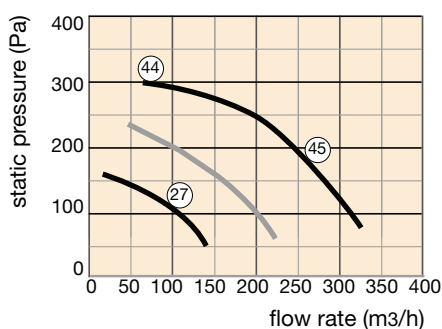
ALINÉO II

DIMENSIONS



Weight: 2.9 kg

VENTILATION AND ACOUSTIC FEATURES



Acoustic power level at kitchen vent $L_{wA} \leq 37$ dB (A)

○ Sound pressure level in free air at 4 m, L_p in dB (A) suction connected

ELECTRICAL FEATURES

Power supply	230 V - 1Ph - 50 Hz	
Operation	Low speed	High speed
Capacitors	3.7 uF	2 uF
Input power	27 W	60 W
Current consumption	0.26 A	0.37 A
Power W-TH-C*	33 W	

ACCESSORIES



2 speed switch

allows change from low speed to high speed



Additional Ø 80 bathroom vent allows connection of the 3rd and 4th bathroom vents to the Alinéo 2 R4 kit (equipped with 4 controlled branch pipes)